

No Machine Room – Cost Savings. Evolution[®] – A Lift that Creates Space.



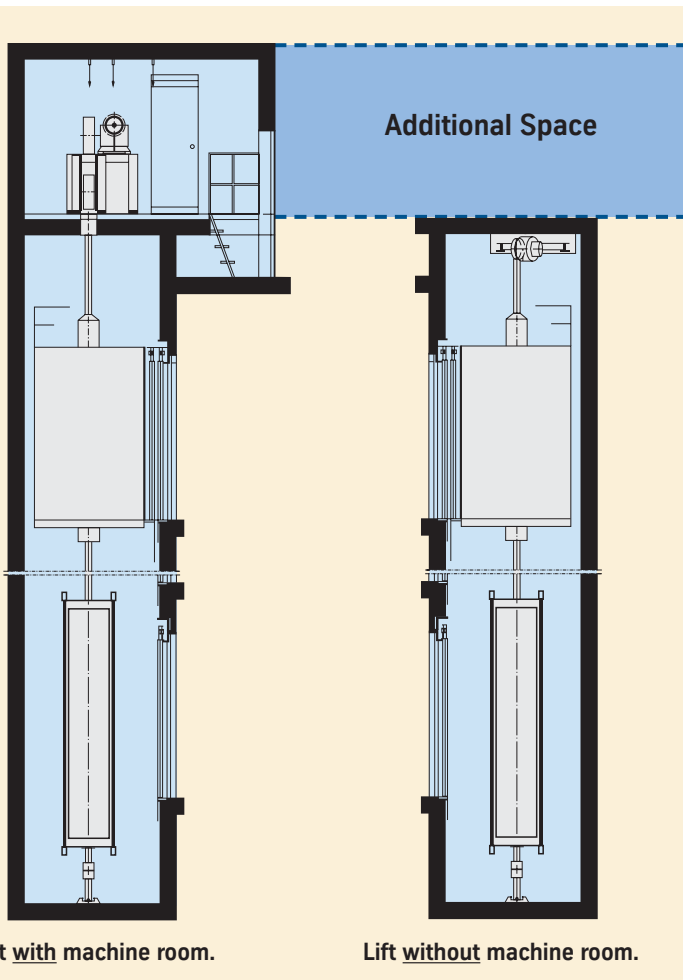
A Company
of ThyssenKrupp
Elevator

ThyssenKrupp Aufzüge



ThyssenKrupp

Innovation is Based on Evolution. The Philosophy of Moving People.



Evolution® – More Independence, more space, more value. Equipped with Thyssen Mini gearless®, our innovative drive concept, Evolution® does not only save space, but gives you a whole series of vital advantages.

ThyssenKrupp Aufzüge has set new standards as only continuous developments create new opportunities.

Always a step ahead.

Our aim is not only to fulfil our customers' expectations but to exceed them. In order to achieve this, we make full use of our comprehensive service network. Within the framework of this service network, our technicians and experts are always at your disposal, daily analysing problems and giving advice and support to help you achieve your goals and implement your plans. Our technicians are in permanent contact with our research and development departments, giving them the know-how accumulated in their daily work with you. It is this communication which creates new, intelligent solutions and adds a creative element to the dynamic process of permanent improvement and the development of modern elevator systems.

System Solutions Give Confidence.

ThyssenKrupp Aufzüge offers system solutions which meet customer requirements. The message: anything is possible. Our product range is set up such that you have the choice.

We can supply you with individual components such as drives, safety components, and control systems, or we can give you a complete elevator. Which ever you choose, you can be sure to receive a comprehensive solution which combines customer orientation with great performance and high efficiency. You can count on our experience for system solutions.

International Standard, Made in Germany.

Elevators made by ThyssenKrupp Aufzüge are trusted around the globe. This confidence in our products is created here in Germany, where our vast experience and our engineering know-how unite to create a future-orientated product. It is here that new technology for quality, engineering, project management together with the latest techniques help us live up to global best-practice standards.

Welcome to ThyssenKrupp Aufzugswerke, the largest factory of its kind in Germany and market leader. Our guiding formula has been and will remain: Made in Germany.

MOVE



move

Evolution®. Innovative Motion.

Great performance does not require a machine room but a great technology which lives up to ever increasing demands on efficiency, flexibility, and security for your investment.

Our Evolution® is equipped with this technology. The new gearless drive, Thyssen Mini gearless®, speaks for itself: It creates considerable space, maximum availability, and has great economic advantages. With Thyssen Mini gearless®, we give you more flexibility and more value.

Efficiency on the Move. Safely into the Future. Evolution® Technology.

Our new elevator system Evolution® has enormous advantages: a combination of technical innovations and well-established concepts.

Our Thyssen Mini gearless® drive. Small, strong, and maintenance-free.

The heart of our new Evolution® is the brand-new high-performance gearless drive Thyssen Mini gearless® with its permanent magnet synchronous technology. This latest development, maintenance-free and driven by frequency-controlled three-phase current, is another landmark building on our Compact gearless® series. With a speed of up to 1.6 m/s, this drive system can connect up to 16 floors with high-performance transportation.

In Evolution®, we have reduced the number of mechanical parts to a minimum, making your ride even more comfortable: Vibration and noise are negligible, whereas the life span increases considerably.

Being a gearless drive, the Thyssen Mini gearless® functions without lubricants: No gear mechanisms, no oil refills, no oil spills, no complicated shaft-cleaning, no old oil to be disposed of. The same applies to the frequency-controlled door drive. With this the option of using a roller guide shoe, Evolution® becomes an oil-free elevator.

Another major advantage is the low main voltage required to run Evolution® which not only helps you save energy but makes Evolution® the perfect elevator for weak power networks.

No Machine Room – Many Advantages.

Due to the compact size of Thyssen Mini gearless® which has been reduced to an absolute minimum, your shaft head offers enough space to accommodate both drive and control. Check-ups and adjustments can easily be carried out from a specially integrated platform within the shaft. Only the top stop cannot be used while such work is being performed. This unique benefit ensures that passages are not obstructed by service men at work, so the Evolution® is practically always available. This makes it a highly efficient and very reliable elevator.

Since Evolution® does not require a machine room, you can save space, save money and ease your way through planning requirements.

Evolution® can be installed in any type of building. Not only is the area of commercial space increased considerably, but Evolution® also helps to save your money: it is reasonable in price and extremely economical in installation and operation.

Pass with Distinction.

Our Evolution® family is based on a perfect overall concept plus a consistent systems technology. Since all components of the elevator are manufactured in our own factories, they are perfectly matched to one another. The elevator system not only passes our own very strict technical tests, but also complies with the latest EU regulations, passed all necessary TÜV tests and has the European Test Type Certificate.





Head Work.
Drive and Control are fitted into the head room. The in-built maintenance platform makes the head room easily accessible for our technicians and at the same time keeps passages in the hallways unobstructed.




Evolution® – The Whole Family.

Whatever your individual requirements might be: we have the perfect Evolution® just for you. Listed below are a few examples of what we can do:

- ▶ **Evolution® classic**, our standard solution for a broad range of popular office and residential buildings;
- ▶ **Evolution® flexible**, with various elevator car dimensions for your individual planning;
- ▶ **Evolution® compact**, with a shallow shaft pit of only 300 mm, for easy elevator installation, when the space below the elevator is limited.
- ▶ **Evolution® exterior**, in order to improve the quality of existing residential buildings.

We will gladly give you more information personally and in writing under www.thyssen-aufzuege.com



The Details: State of the Art Technology and Outstanding Quality.

The Efficiency of our Components.



1 Drive.

The centre piece of Evolution®, our brand-new Thyssen Mini gearless® drive is suspended in the machine frame and is vibration-insulated.



3 Overspeed Governor.

The overspeed governor monitors the speed and triggers the safety gear if necessary, this is also installed in the machine frame.



5 Maintenance Platform.

The maintenance platform, attached to the control cabinet and located at the top stop in the shaft, is lowered via a button on the operating panel. During service checks by maintenance staff the elevator stays in operation and passages in hallways are free of any obstructions.



7 Pulleys 2:1.

With the pulleys located on top of the elevator car, we implement a 2:1 suspension. They are guarded to protect the maintenance worker.



9 Elevator Car.

Our interior cabin design leaves plenty of opportunities for your individual requirements and ideas. Since the drive system has in-built capacity, stone floors and glass panels are no problem.



2 Rope Fastenings.

The rope terminations are attached and isolated to the machine frame. The machine frame itself is mounted in recesses in the shaft walls.



4 Control Panel.

Via the control panel at the top landing, your technician can operate the maintenance platform, trigger the evacuation process in emergencies, and perform a diagnostic check on the control panel.



6 S8/K8 Doors.

Our quality S8/K8 doors are latest state-of-the-art technology. They are the best choice when it comes to smooth running and high performance.



8 Safety Gear TCS.

Our safety gear is the most modern and a safe guide rail system with outstanding vibration insulation. A precision overload recognition system is employed.



10 Travel Limiting Device (lowered to 45° in the picture)

The travel limiting device under the counter weight and the maintenance platform are lowered simultaneously to ensure the safety of the technician working on the platform.

We are Close to You.
Because our Service is
There for You Always,
Automatically.



Service at Heart.

Our Service Centres, equipped with the most modern technology, render immediate and comprehensive service.

Our service brings us close. Safety that gets to you.


Better from experience.

For us, service begins with the product development, where the experiences of our service technicians are always taken into consideration. Modern products like our Evolution® are the result of such perfect cooperation. These elevators with their state-of-the-art technology, their high availability and long life will be trusted. Our customer is the focus of attention which is reflected by the fact that our elevators are geared to your budget and to your needs. Our project management is transparent to ensure that the calculation of your Thyssen elevator system is completed correctly and economically.

Our Teleservice.

24-hour monitoring of your elevator system.

The method of our Teleservice is as simple as it is efficient: A remote monitoring system permanently screens your elevator system, registers any deviations from normal operation and triggers suitable responses. Any problems occurring are thus either solved immediately and automatically or transferred to our service centre. At the service centre, all information received is processed immediately and forwarded to a service technician for further measures.




24-hour Coverage.

Our service people have a 24-hour working day. Every day. Our maintenance staff and our spare parts department are always on call. Our efficiency keeps you mobile.

Next step: Prevention work.

Preventive measures and preventive maintenance increase the availability of your elevators. This service is part of our active customer orientation policy. It is supported by modern data management, giving the required speed and flexibility. But the heart piece of our service always has been and always will be the personal and individual help that we give you. This vital pillar of customer satisfaction is supported by reliable construction systems giving on-time installation, technical certification by the relevant institutions in your country, comprehensive after-sales service, and long-term availability of spare parts. Of course, service is not everything, but without service the best elevator is worth nothing.



We are always there for you, wherever you are. The ThyssenKrupp Aufzüge Service Team.

And Here a Few of Our Major Reference Projects.

Examples of Our Outstanding Performance.

Of course, not every company, not every architect or builder chooses Thyssen-Krupp. But a lot of those whose names stand for quality do choose us.



**Zender Company,
Mühlheim-Kärlich,
Germany.**

Maximum Load 630 kg.
4 stops. Rated speed
1.0 m/s. Travel height
9.51 m. Glass and stain-
less cabin with stone floor
and indirect illumination.
Doors also of glass and
stainless steel. Glass and
steel shaft with final paint
coat in stair well.



Eiselstraße, Gera





**Cinemaxx, Würzburg,
Germany.**
Maximum load 1050 kg.
7 stops. Rated speed
1.0 m/s. Travel height
17.10 m. Cabin side
panels, lift doors, and
side walls of shaft are
made of glass.



Campina, Heilbronn



Caroux, Frankfurt



Leonhard Weiß, Stuttgart



Allianz, Stuttgart

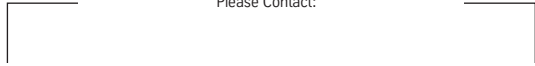


Zschampertaue, Leipzig





Please Contact:



ThyssenKrupp Aufzugswerke GmbH
A Company of ThyssenKrupp Elevator
P.O. Box 23 03 70, 70623 Stuttgart, Germany
Tel.: +49 (0) 7158 12-0, Fax: +49 (0) 7158 12-2585
E-mail: info@tke-aufzuege-de.thyssenkrupp.com
Internet: www.thyssenkrupp-aufzuege.com

Printed in Germany 9700 000 1431-1 07/03
The details quoted in this brochure can only be viewed as
binding when confirmed expressly in writing. Reproduction,
reprint and storage only with authorization of the editor.